



# Jubilee Journal Year 1 - Autumn Term 2

Welcome to our Wallsend Jubilee year 1 newsletter.

An opportunity for you to have a glimpse into life, in school, for your child this half term.

At Wallsend Jubilee we promote 6 R's for learning and aim to ensure that our children can:

'Be the best they can be.'

Due to a confirmed case of COVID 19 in our year 1 bubble children and staff spent time this half term isolating. You took **responsibility** for your own learning and produced some fantastic pieces of work.

Pupils have demonstrated their **readiness** to learn through excellent attendance and punctual starts to the day. Thank you to parents and carers for your support.

Our **Resilience** has been challenged as we continue to make changes to school routines and procedures, in light of COVID 19. All children should be proud of their ability to cope and change in these uncertain times.

Google meets have shown how we can take a **risk** in a safe environment, believe me most of the teachers didn't want to go on camera. But, you and they did it!

As a school we have thought carefully about how we can be **resourceful**, focusing on the things that can be done and not the things that can't. We might not have had a 'normal' lead up to Christmas but I'm sure you will all agree that what we could do, we have done well. We hope you enjoy the cards, calendars and crafts that your children bring home.

Moving towards the spring term we have **reflected** on our many achievements. As always we continue to strive to improve our communication with parents and carers. You will have received information regarding parent mail and will receive log in details for See Saw after the holidays. These two Apps will allow office staff, teachers and support staff to keep you up to date with both your child's learning and information about school.

As our children finish this half term we wish you all a safe, happy, and well deserved break. We hope you enjoy reading about their successes.

17.12.2020



# English

In English this term we have been learning all about writing instructions. We read the story 'How to catch a star' and discovered our very own star trapped on the roof! We thought of ways we could catch the star on the roof and used boxes and tubes to make star catchers. We made our very own star in a jar and thought of ways we could care for it.








# Maths

In Maths this term we have continued to practice counting and comparing numbers within 10. We introduced the more than, less than and equals to symbols with Mr Chomp the very greedy crocodile who always eats the biggest number! We then introduced the part- whole model, and used numicon and counters to practice adding two numbers together. We have been practicing our number bonds to 10 and have been playing lots of mental Maths games to see how quickly we can remember them!





# The Reading Nest




We are delighted to introduce you to our new school library project "The Reading Nest", - a literary environment of calm, natural elements, incorporating the theme of woodlands, the seasons and nature at the heart of this design.

"The Reading Nest" is an adapted space within the front entrance of the school intended to welcome visitors and nurture fledgling readers, whilst promoting the idea of reading as a fun, rewarding and enjoyable activity, a pleasure which young readers can carry forward into their future lives.



Whilst currently a "work in progress", significant steps have been made towards the project and phase 2 is currently underway. Despite the current restrictions in school, we hope to be able to make use of the space in small groups, starting in the not too distant future.



The next large part of the design is "the storytelling chair" which will be situated in front of the woodland backdrop, and will form the focus of the whole library environment.






# The Reading Nest



We are delighted to be working with local artists and craftspeople, Chris Fielder and Nicola Rose, who have designed the project from its inception to its reality, and they continue to unleash their artistic talents and skills on each lovingly handcrafted piece of the library landscape. Nicola's Mum, Sabine also helped with the painting of murals and the new "Kindness Tree".

The storytelling chair is being hand-carved from a laburnum tree and will be ready for installation very soon.

You may be aware that the previous two years' fundraising projects within school have been with the intention of creating a library for our pupils and families to enjoy. Although we have not been able to fundraise at all this past year, we have been able to press ahead with the project, regardless.



We hope you enjoy the look of "The Reading Nest" and hopefully it will not be too long before you are able to see it in person. When the time is appropriate, we will hold an official opening ceremony for it, and details of this will be circulated at that time. Many thanks for your continued support.





# Remembrance Day



REMEMBRANCE DAY  
*Lest We Forget*

On the 11th hour on the 11th day of the 11th month, a minutes' silence is observed and dedicated to those soldiers who died fighting to protect the nation.

On Wednesday 11/11/2020 we paid tribute to the men and women who serve in our defence forces and remembered those who have died or suffered in conflicts, wars and peacekeeping operations.

*They shall grow not old, as we that are left grow old;  
Age shall not weary them, nor the years condemn.  
At the going down of the sun and in the morning  
We will remember them.*

**Lest We Forget**




PIC•COLLAGE





# PHSE

Personal, Health, Social, Education



13th November 2020

We celebrated the diversity of families, that they may look different, but they provide the same love and care. We learned that families come in all shapes and sizes, and each one is unique.





# PHSE

PHSE: Myself and my  
relationships  
We drew our trust network.







# Science

In Science this term we have been learning all about animals! We learnt that we can sort animals into 5 different groups; mammals, birds, fish, amphibians and reptiles. We learnt about the different characteristics of each group and then sorted the animals into the correct group. We then looked at what animals eat and learnt that we can sort animals into 3 groups depending on their diet. These are carnivores, herbivores and omnivores.







# Religious Education



Here you can see us making our Christingles which were kindly donated by Life Vineyard Church in Wallsend. Thank you so much to the Church and all the helpers who put the packs together. We enjoyed watching your video explaining the meaning of Christingle.







# Religious Education



Here you can see us making our Christingles which were kindly donated by Life Vineyard Church in Wallsend. Thank you so much to the Church and all the helpers who put the packs together. We enjoyed watching your video explaining the meaning of Christingle.








# Home Learning



Here you can see budding Masterchef Seb making delicious chocolate sponge Halloween cakes and orange chocolate cornflake cakes. He made them all himself telling his Mammy she wasn't allowed to help!



Scarlett and Leo, doing a maths sorting activity collecting different objects and sorting them into different groups by type or colour.






# Home Learning




Poppy, Jacob, Saoirse and Jasmine looking very pleased with their English work. The task was to draw your home, label and write sentences. The well done everyone!





# Home Learning

Here is Lyle showing his baby sister the phonics games. What a great big brother you are!



Poppy has been very creative making peacocks using different methods to make the tail.

Teddy enjoyed making his own Obb and Bob box to feed words into. In phonics we've got to know Obb and Bob, they are 2 aliens. We are learning that there are real words such as cat, Bob gets the real words and Obb gets the made up words, such as fen.







# Home Learning




Lydia and Jasmine doing some home learning via a video call.

They did some great work together and their Mam's said they had a good chatter too!!

Great team work girls!!

Katie enjoyed drawing and writing about bonfire night. The task was to write a senses poem about this thinking about what you can see, hear, smell, taste and feel.

Good work Katie and dressing up as Elsa was a great idea!



Georgina dressed up as a were-wolf for Halloween- very spooky!



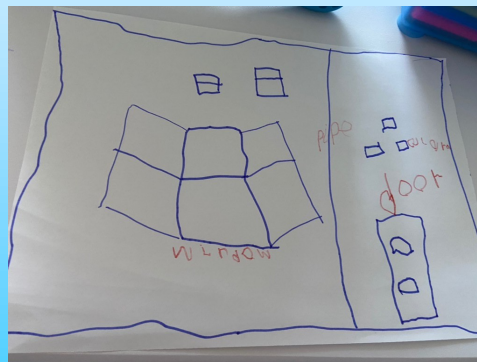
# Home Learning



Owen has been learning how to bake biscuits while using maths skills to measure the ingredients and using shape cutters to get the perfect shape. He also enjoyed having a py-jama day or two!



Lily enjoyed making sounds out of playdoh!



Ami-Lee and Max drew and labelled super pictures of their houses!





# Home Learning




Joseph drew and labelled a wonderful picture of his house!



You made a fantastic book and wrote a story about you and your friends going to the park. You then did a super picture to add to your story.

You wrote a fantastic recount of your holiday and were so proud of your independent writing!




You enjoyed reading the story 'How to Was a Woolly Mammoth.' You brought your picture of the mam-





You have done some super independent writing about the LOL dolls and you were so proud of your work. Well done!

You did some fantastic independent writing showing your spelling and phonic skills.



You loved visiting our brand new school library and looking at the books. You chose your book and read it to yourself.



You loved visiting the new school library and choosing a book to read in class. You told me you liked this book and read it at your cooking class. You shared the story

You love creating and building models. You built a lego house during our Theme lesson. You proudly told me how you had built it.



You did a fantastic job in Maths using the greater than and less than 'crocodile symbol. You could tell me which was the greater number.






You enjoyed visiting the ICT suite and having a go at using the painting programme. You improved your skills using the mouse. You made a lovely poppies painting. I

You loved visiting the ICT suite and using the painting programme. You used the mouse to create a beautiful picture of poppies.



You showed super ICT skills in the computer room using the painting programme. You drew a lovely picture of a poppy field with rainbows.





This term you have loved working in the writing area. You are very good at writing lists and writing sentences using I can and I love.

You love playing in the small world area with the builders sets. You used the blocks to make houses and the wooden shapes to make their rooves.




You love working in the Craft area. You especially enjoyed making jewellery. You used felt to make a bow and turned it into a bracelet.





You have been playing with Santa's sack. You told me "I have asked for a Barbie house for Christmas I think Santa has one in his sack!"

" I like Christmas I get presents and Santa comes. I like playing fun things with my friends outside."



I like the way that you can post stuff. I was giving letters to people that said I love them. I wrote to Santa and said id been good this year.



You have enjoyed playing Christmas snap with your friends. "I like the presents at Christmas I have asked for LOL's. I won the game as I had the most pairs."

You had great fun making your Christingle. "You had to get the sweeties on there then put them into the orange. Ill probably eat them when I get them home."



I like this year I just really want to give presents to people that don't have much things. At home we have a star that glows white.





You have enjoyed playing in the small world area. You liked putting the furniture into the house. "This is for the bedroom and this goes in the kitchen".

You have been playing with our dolls house. You told me you have a Barbie house at home. "I have asked Santa for a small Barbie house to join onto my other one. I love playing barbies at home.




You have really enjoyed our Christmas themed post office. You pretended to be Santa wrapping all the presents and then putting them in your sack!



You really enjoyed making a Christingle today. You showed perseverance putting the sweets onto sticks and didn't give up even though it was quite tricky!

You have been having a great time playing in our Christmas themed post office. You were answering the phones, writing letters to Santa and putting all the parcels in his sack.



Look at what I have made it is a mobile phone. I cut out the shape and drew the numbers and games on. My phone is one you can play Roblocks on.





You loved making a Christingle. You tried hard to put all the pieces together and were really proud of it when it was finished.




You and Molly enjoyed spending time in the art area. You used water colour paints to paint different types of houses.

You were interested in the globe. 'Where are we in the world?' I showed you where the United Kingdom is. 'It's very small isn't it!'



You enjoyed spending lots of time in the small world area. You used the little bricks to make houses and the wood to make a ramp for a car!





You loved using the props in the role play area to pretend you were the estate agent! 'I found a detached house with three bedrooms!'

You and Mya were using the props in the estate agents. You said to Mya, 'I found this house do you want it? Mya said, 'Yes please!' You said, 'you need to wait in the waiting room. Do you want any of these? That's how much you need to pay me!'



You and Poppy were enjoying a game of Elf Snap! 'I won cos I got the most cards!'



'It's a car. You can put your phone in here. This is where you put your handbag, you can put your shopping in here. This makes your car smell nice. This bit is the boot, you can lift it up with this handle right here. This is the windows and if you lift it all up it can become a camper van.'

You love spending time in the arts and crafts area. 'It's a make up box. Ami- Lee helped me make it. This is a tiny thing for when it rains, so it catches all the water so it doesn't get inside. This thing is the handle so I can carry it around.'



We watched the Northern Ballet production of 'Elves and the Shoemaker'. Afterwards you wanted to do some ballet. We watched some videos of ballerinas on youtube and you and Amy loved joining in on the carpet!








You and Owen enjoyed playing this Disney board game. You took it in turns to roll the dice and move your counters.

You did a fantastic job completing this Maths challenge. You worked out the answer to the question on the cards and matched it to the right number on the table!



You did a super job practising your number bonds to 10 using these padlocks and keys. You had to find the correct number bond to be able to unlock the padlock using the key. Well done Charlie!





You did a wonderful job making your Christingle. You persevered when you added the fiddly sweets and were very happy with your finished Christingle!

You and Azra really enjoyed playing in the post office. You were re-organising the pens in the pen pot. 'This needs to go in here. Let's measure the parcel and send it away.'




You and Mya were enjoying a game of Connect 4.





You and Teddy were writing Christmas cards to each other. You were checking how to spell Teddy's name. You then posted your cards in the post box!

You were using the weighing scales in the post office to weigh this parcel. 'It's good it's got a stamp on. It doesn't feel too heavy!'



You and Molly were using the lego to make a house in the construction area. 'This is the garden bit and here is the door!'



You were concentrating very hard on weaving your Christmas card. You did a wonderful job pulling the card over and under the bal-

You were writing a Christmas card to Lily. You then put it in an envelope and posted it into the post box!



You enjoyed ordering the instructions to wash these dirty animals. You could tell me all the equipment we would need and enjoyed scrubbing the animals clean!





You enjoy spending time in the construction area. You were very proud of the lego house you had made. This is the front door and it will have 3 floors!

You did a wonderful job making this poppy for Remembrance Day. You cut up small pieces of tissue paper and then stuck it in a circle to make it look like a poppy, well done Azra!



You enjoyed working as a group to order the instructions to clean these dirty animals. You added the soap to the warm water to make bubbles. You then took it in turns to clean the animals with a sponge.



You, Amy and Ami-Lee were looking for your lollipop faces to add them to our colour monster feeling jars. 'I am feeling happy because it is Christmas soon!'


You enjoy spending time in the construction area. You always show me the impressive structures you make out of geomagnets. 'This is my house.' You also like making rockets and cars!



You and Evelyn did a wonderful job making poppys for Remembrance day. You cut up red, black and green tissue paper and used glue to stick it in the right place. Well done Lily!







You and Ruby were working together in the arts and crafts area to make a Christmas present out of paper and cereal boxes. You were working well together and had lots of good ideas!