

Students: Google Meet

What is it?

An online video tool, that allows you to connect with your teacher and school in real time.

You can join through a shared link off your teachers site, an email, or their blog.



Meet

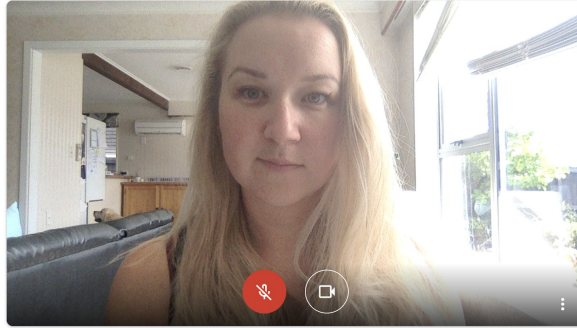


The link will look like this: meet.google.com/znx-omqg-bhp

Online Etiquette (Netiquette)

Before meeting:

- Check video
 - Make sure the background is appropriate
 - You are wearing appropriate clothing and not in PJ's
 - Remember call in rooms that are **NOT** your bedroom / bathroom (Cybersmart rule)
 - Make sure you have an adult in the room with you
- Check sound
 - Mute the mic before you join



Mute Mic

Room 10 Miss Morgan

No one else is here

Join now

Present

Other options

Join and use a phone for audio



Background

Hair

Mute mic

JOIN!

Online Etiquette (Netiquette)



During meeting:

- Check sound - the meet will flick to whoever is making sound on the video. Make sure if you are not speaking your mic is on mute. (*The teacher can mute you but only you can unmute yourself.*)
- Use Headphones that have a mic if you can - headphones reduce unnecessary sound and increase sound quality.
- Make sure you have your own device to join the hangout. If you are in a room with more than one person the mute button on the hangout will be incredibly important.
- Your teacher will be recording the meeting.



Online Etiquette (Netiquette)

Someone has removed you from the meeting

Return to home screen

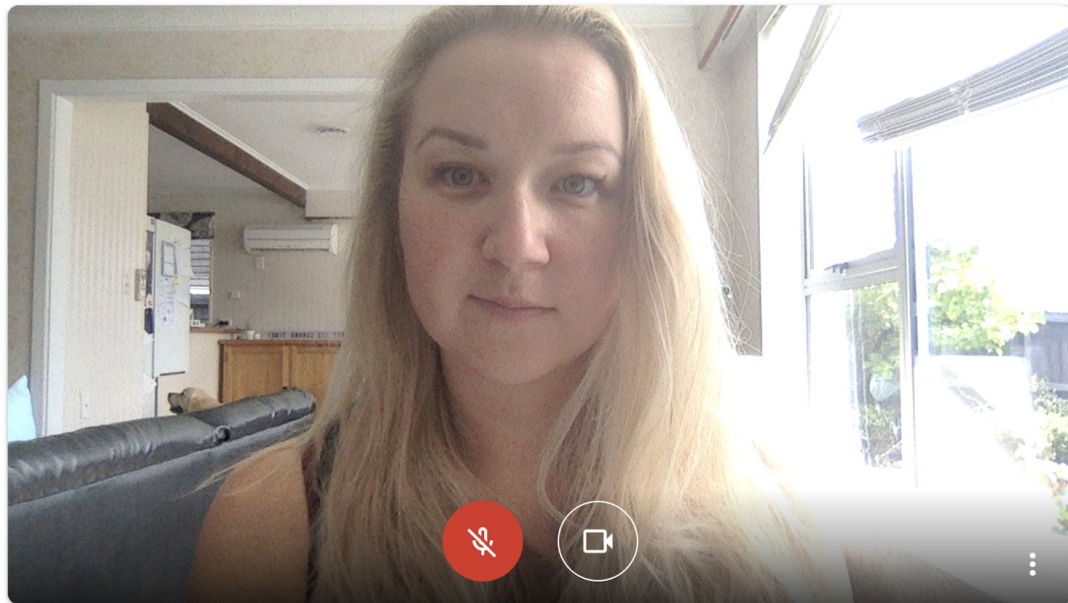
Submit feedback

After meeting:

- Once your teacher has finished with their session wait for them to say goodbye and remove you from the hangout.



What does it look like?



Mute Mic

Room 10 Miss Morgan

No one else is here

Join now

 Present

Other options

 Join and use a phone for audio

Join now

Features



Room 10 Miss Morgan ^

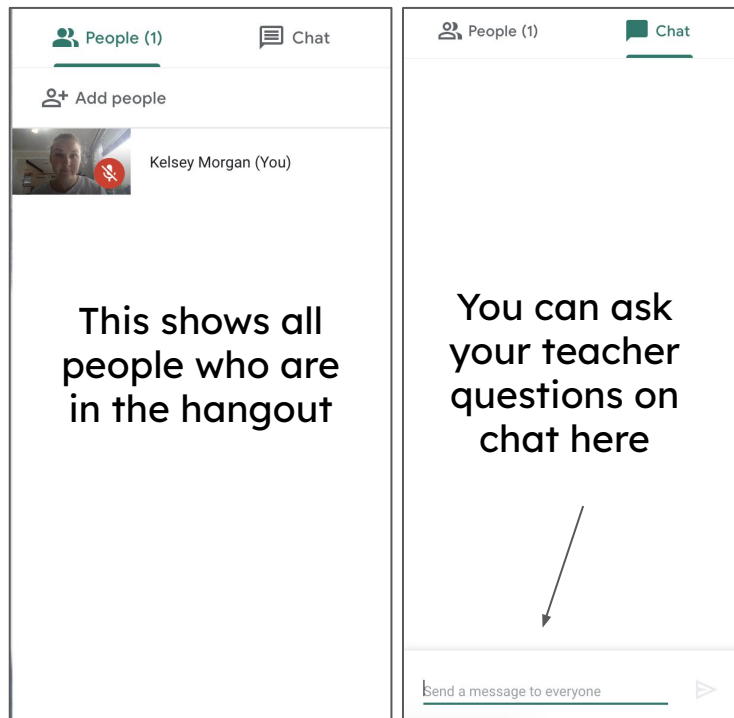


Mute Mic

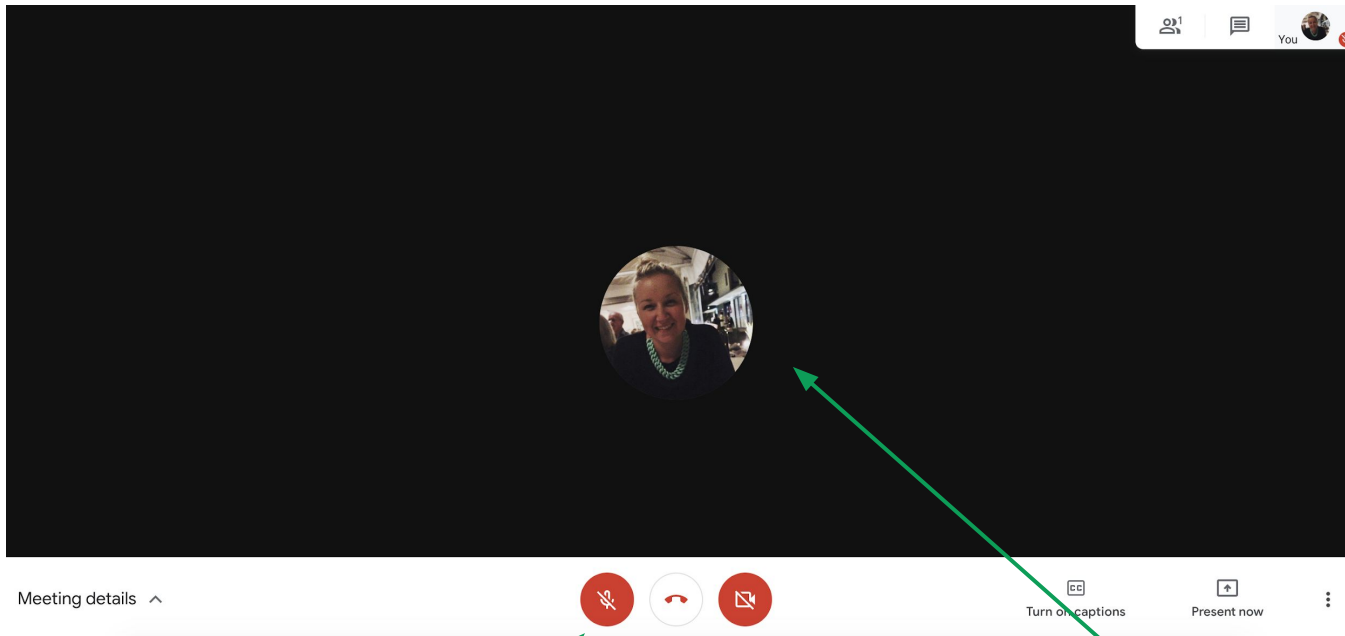
Hang up

Turn
off/on
Camera

Present
Screen



Turn off the camera



Mute Mic

Turn off
Camera

This will be the
picture for your
account

Once you are in a meeting and you have waved to your teacher turn the camera off as well as the mic.

This will speed up the connection and make sure that it does not lag.

When you are talking turn on the mic and the video.

Online Etiquette (Netiquette)

Before meeting:

- Check video
 - Make sure the background is appropriate
 - Check you are fully dressed and not in your PJ's
 - Remember call in rooms that are **NOT** your bedroom / bathroom
 - Make sure you have an adult in the room with you
- Check sound
 - Mute the mic before you join

During meeting:

- Check sound - the meet will flick to whoever is making sound on the video. Make sure if you are not speaking your mic is on mute. (*The teacher can mute you but only you can unmute yourself.*)
- Use Headphones - headphones reduce unnecessary sound and increase sound quality.
- Make sure you have your own device to join the hangout. If you are in a room with more than one person the mute button will be incredibly important.

After meeting:

- Once your teacher has finished with their session wait for them to say goodbye and remove you from the hangout.

