





01.04.20

Answers

- 1) 192 DVDs
- 2) 544 points.
- 3) 1 strawberry left.
- 4) 33 each.
- 5) 540 minutes.
- 6) 6 tents.





04.05.20

I can read and interpret data.

Class	Number of children
Pine	
Oak	
Beech	
Cherry Blossom	





Key:  = 2 children


4 children wear glasses in Beach Class.	
8 children wear glasses in Cherry Blossom Class.	
4 more children wear glasses in Cherry Blossom class than in Oak Class.	
3 children wear glasses in Pine Class.	

Days	Number of children
Monday	
Tuesday	
Wednesday	
Thursday	





Key:  = 5 children

30 children had a school dinner on Monday.	
5 more children had school dinner on Wednesday than on Tuesday.	
Double the amount of children had school dinner on Friday than they did on Thursday.	
90 children had school dinner throughout the week.	

Music Genre	Number of people
Jazz	
Classical	
R&B	
Rock	

Key:  = 4 people

Half the number of people that like RnB like rock.	
Only 20 people like jazz.	
More people prefer rock music than classical music.	
The two most popular genres are jazz and RnB.	

Days	Number of tickets sold
Thursday	
Friday	
Saturday	
Sunday	

Key:  = 10 people

65 tickets were sold on Friday.	
Half the number of tickets sold on Saturday were sold on Thursday.	
Only 60 tickets were sold on Saturday.	
10 fewer tickets were sold on Sunday than on Friday.	